



# SECUREX SECURITY BRIEFING

KENYA | UGANDA

## SECURITY OVERVIEW

The average number of days taken by cyber criminals to execute a single attack has moved from around 60 days in 2019 to four today, this is according to the World Economic **Forum** recent cybersecurity trends update for the year 2024. The lobby group attributes the development to the fast-growing Artificial Intelligence (AI), which potentially, is increasing the number and frequency of attacks.


Kenya hosted the 23rd Global **Counterterrorism** Forum in Nairobi. The forum brought together experts and practitioners from across the world who sought to identify and address emerging trends in the global terrorist threat and developed measures to strengthen counter-terrorism civilian capabilities, national strategies, action plans and training modules.

A police squad has been deployed to nab a **gang** that has been terrorizing long-distance truck drivers along the Nairobi-Nakuru-Eldoret highway. The gang that uses spikes to stall targeted trucks before striking, has been robbing truck drivers of goods and cash and in other instances engaging in gang rape.

### TAKE A PEEK

Crime Trends	<a href="#">PAGE 2</a>
Crime Analysis	<a href="#">PAGE 3-5</a>
Security Advisory	<a href="#">PAGE 6</a>

■ Total Crime Comparative



Crime statistics over the last three months

### NOTABLE NUMBERS

132

#### ARRESTED SUSPECTS

Crime incident with most significant increase countrywide

20

#### SUCIDES

Crime incident with most significant decrease countrywide

3

#### JAILBREAK

Emerging crime incident countrywide

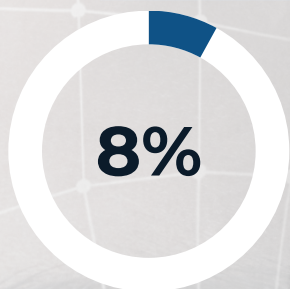
18

#### MUGGINGS

Crime incident with most significant decrease in Nairobi

# TRENDS

## Crime Trends Countrywide

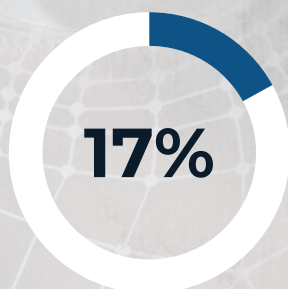
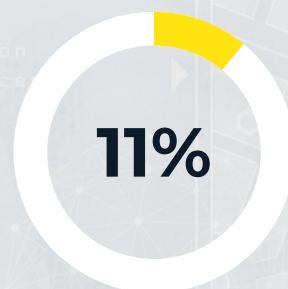


### Protests/Riots

In February, civil unrest increased with 52 reported incidents, up from 49 in January. Public dissatisfaction grew due to rising insecurity, while doctors protested peacefully at the Ministry of Health over delayed postings of medical interns.

### Armed Robbery

In February, there were 75 cases of armed robbery, slightly down from 76 in January. These robberies mainly occurred in public places and showed consistent timing, with a slight increase in incidents during morning and evening hours.

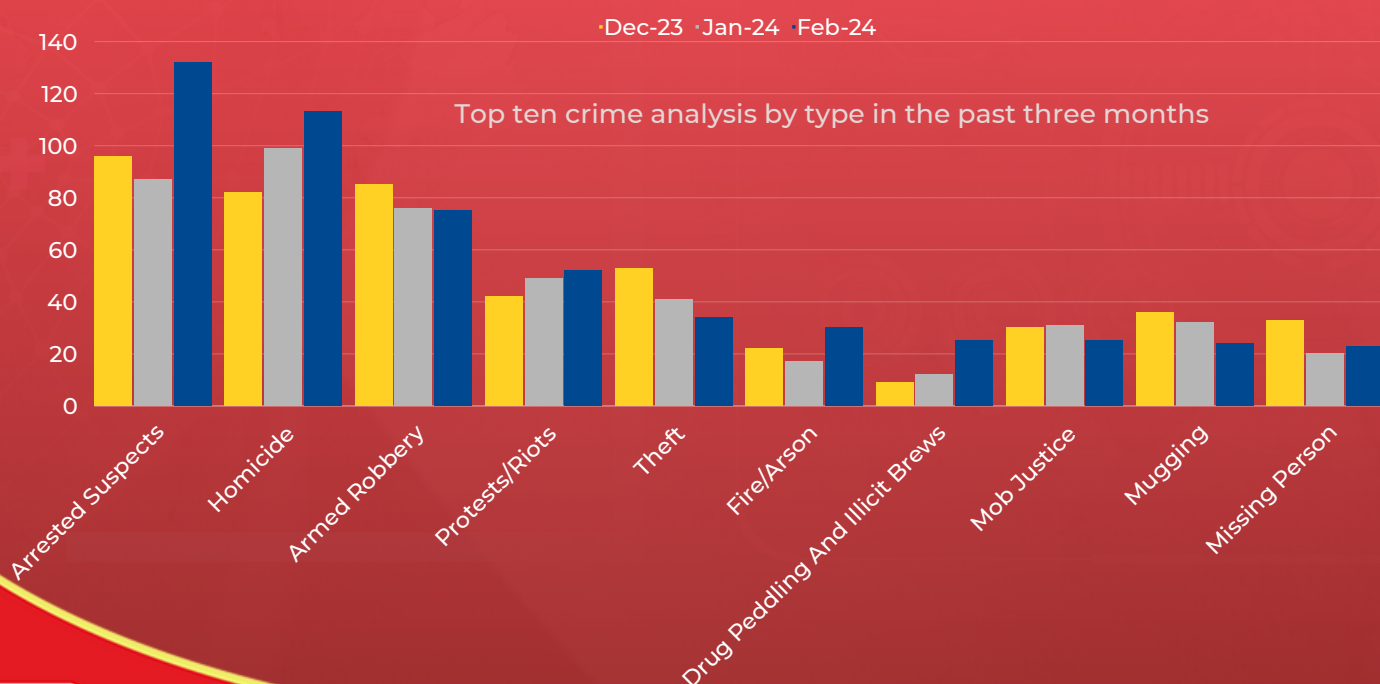
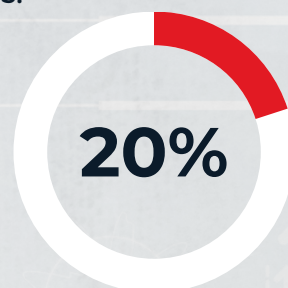


### Homicide

Homicide incidents surged to 113 in February from January's 99, with Nairobi County recording the highest at 19. The majority involved knives, crude weapons, and sharp instruments, predominantly occurring in residential areas.

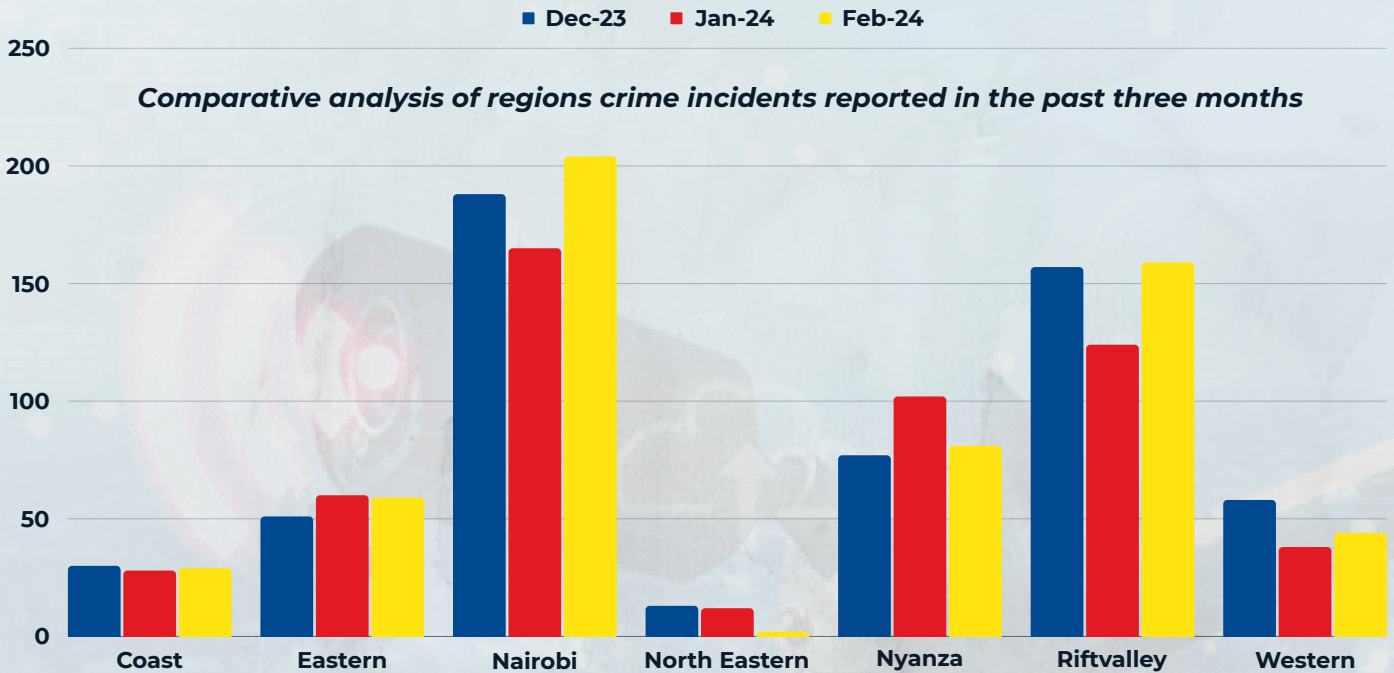
### Arrested Suspects

February saw arrests increase to 132 from January's 87, with several foreigners detained across the country, awaiting to be deported in their respective countries.



# ANALYSIS

## Comparative analysis of crime countrywide



**21%**

Percentage decrease of incidents in the Nyanza Region in February compared to January.

**23.6%**

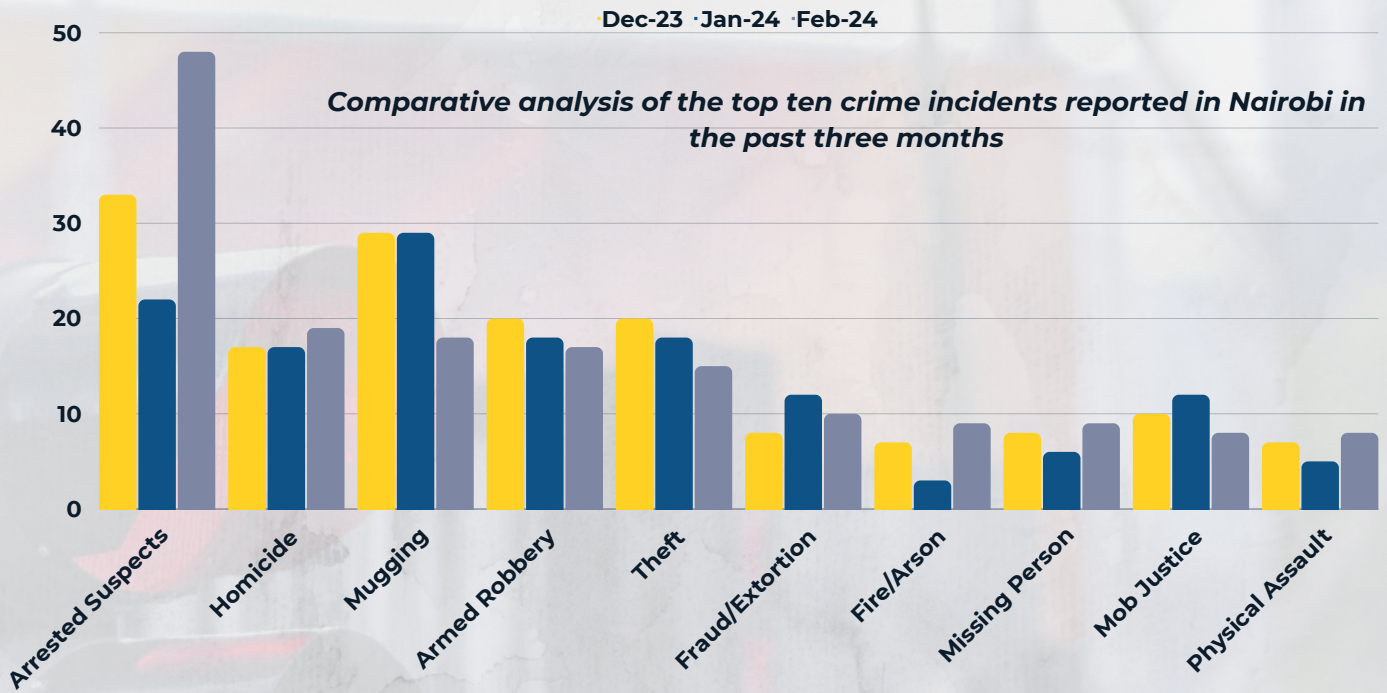
Percentage increase of incidents in Nairobi Region in February compared to January.

The crime data for Kenya from December 2023 to February 2024 indicates varied trends across different regions.

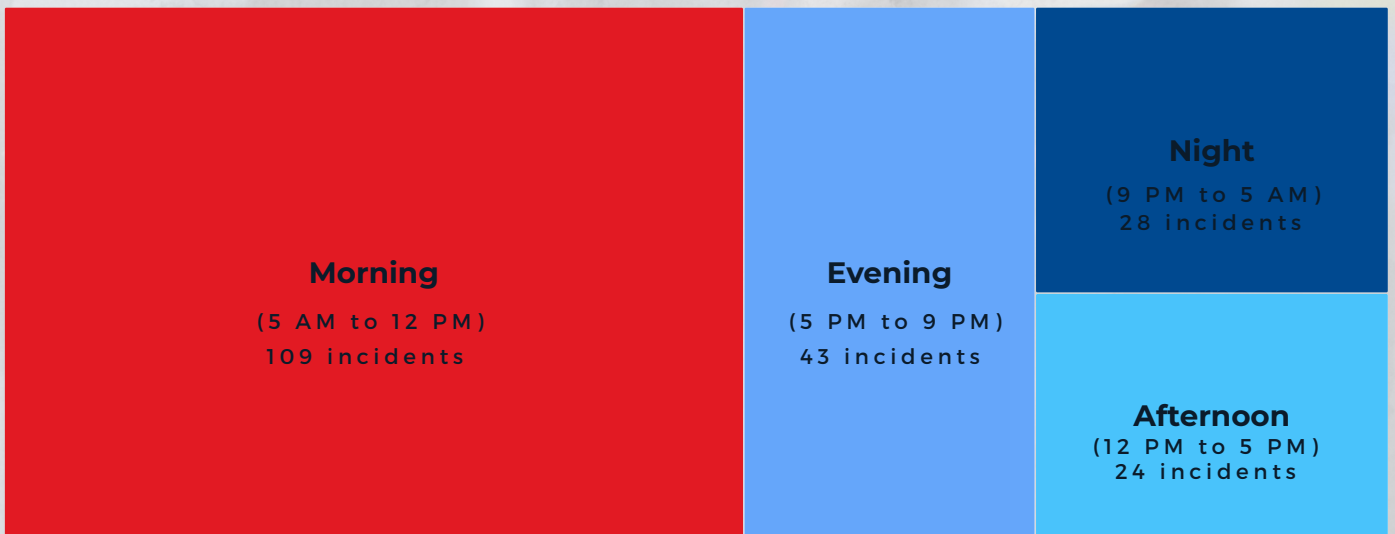
- **Nairobi**, with the highest number of incidents, saw a significant increase in February after a drop in January, suggesting a volatile security situation.
- **North Eastern** region showed a remarkable decrease in crime, potentially indicating successful security interventions.
- **Nyanza region** experienced a peak in January followed by a decrease, suggesting a temporary escalation.
- **Rift Valley** mirrored Nairobi's trend with a decrease followed by a rise in incidents, indicating a potential cyclical pattern.
- **The Central region** saw a steady increase, which may be cause for concern.
- The **Coast, Eastern, and Western** regions displayed minor fluctuations, suggesting a relatively stable crime situation

# ANALYSIS

## Comparative analysis of crime in Nairobi



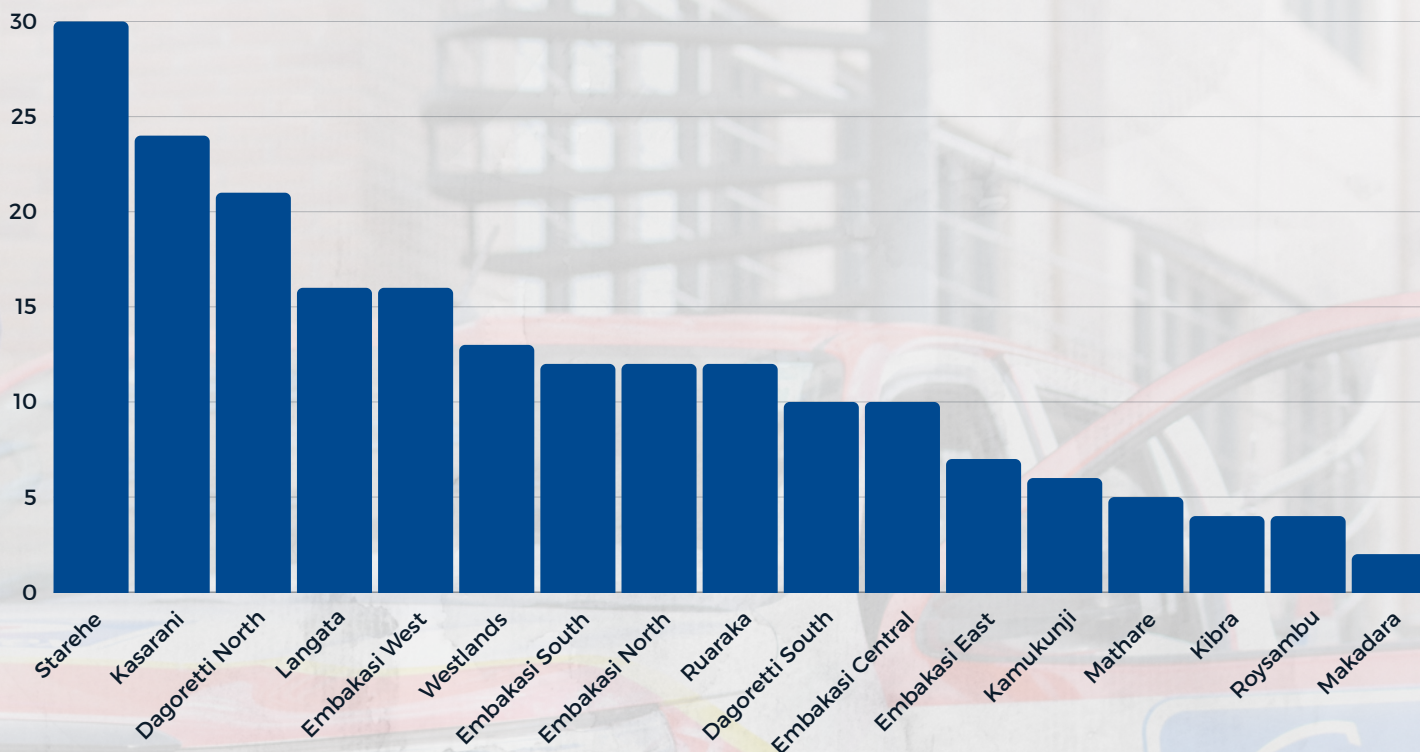
### February Crime incidents in Nairobi by time of day



*Criminal activities in Nairobi are more prevalent during the early hours and evenings. Therefore, there is a need for heightened vigilance and security measures during morning and evening times to avert these activities.*

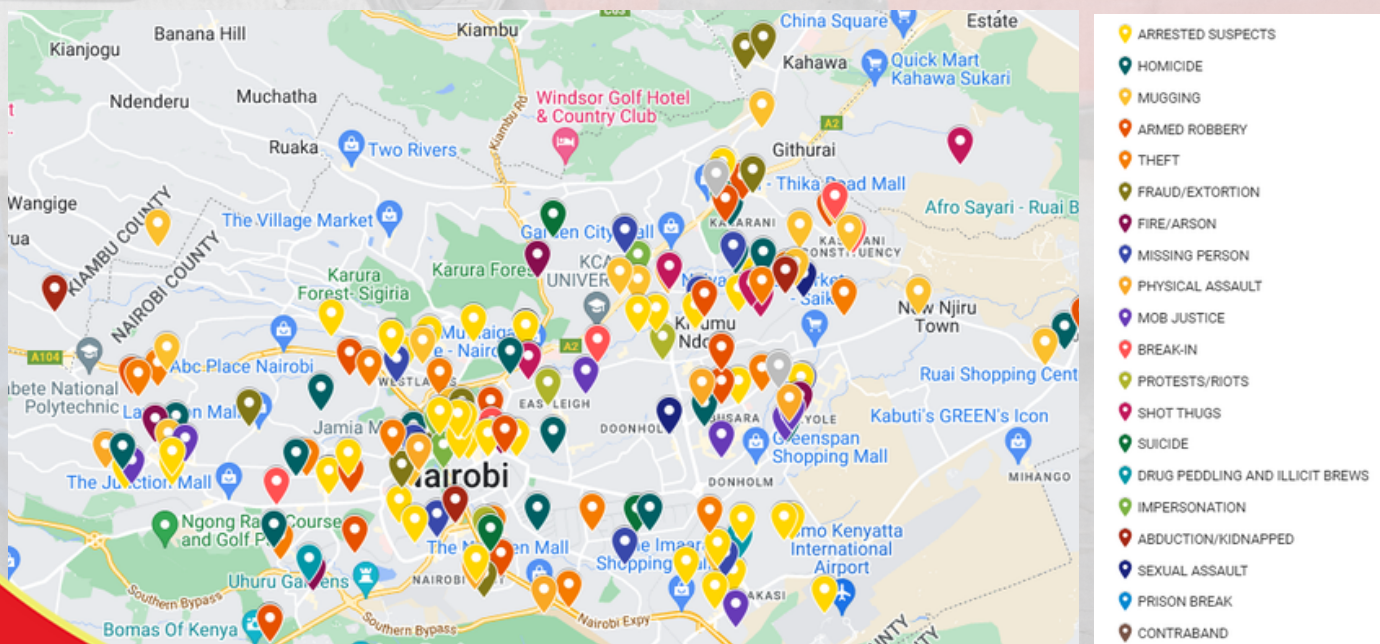
# ANALYSIS

## Crime incidents by constituency in Nairobi



Starehe constituency experienced the highest number of incidents (30), followed by Kasarani (24), and Dagoretti North (21), indicating hotspots for criminal activities. These findings highlight the importance of targeted interventions and enhanced security measures in these higher-risk areas to address and mitigate crime effectively.

## Nairobi Crime Mapping



## ADVISORY

Crime in Nairobi has significantly increased in February, with a notable week-on-week increase throughout the month. From our report, it is advisable for all Nairobi residents to exercise extra caution to keep themselves and their loved ones safe. Here are a few tips to guide you in ensuring your safety and that of your loved ones.

### Stay Informed and Vigilant

- Given the significant number of incidents occurring in the morning hours, residents are advised to exercise increased caution during early morning commutes and activities. Consider traveling in groups and staying in well-lit, populated areas.
- Evening hours also see a higher rate of criminal activity. Ensure your personal and property safety by being vigilant, avoiding secluded areas, and securing homes and vehicles effectively.

### Hotspot Awareness

- Residents of **Starehe**, **Kasarani**, and **Dagoretti North**, along with those in **Langata** and **Embakasi West**, should be particularly alert. These areas have been identified as having a higher incidence of crime. Community policing and neighborhood watch initiatives can be instrumental in these constituencies.
- Public places and residential areas have been targeted for various crimes, including muggings, theft, and armed robbery. It is crucial to be cautious in these settings, ensuring that security measures are upheld.

### Proactive Measures

- Engaging with local law enforcement and community policing efforts can significantly enhance neighborhood security. Report suspicious activities and participate in local safety programs.
- Ensure that your property is secure, with adequate locks, lighting, and security systems where possible. Be mindful of your surroundings and secure your belongings, especially in public places.
- Awareness and education on personal safety practices can greatly reduce the risk of becoming a crime victim. Share information with family, friends, and neighbors to foster a safer community.

### Support and Collaboration

- Cooperate with law enforcement agencies by providing any information that may help in crime prevention and resolution. Attend community meetings to stay informed about the safety measures and strategies in place.
- Foster a culture of solidarity and support within your community. Look out for one another and consider establishing or participating in neighborhood watch groups.



Unsured about what your building security needs are?  
Feel free to contact us for a Security Assessment.

[securexafrica.com](http://securexafrica.com)

## KENYA

9Riverside, Riverside Drive  
+254 711 069 999  
[info@securex.co.ke](mailto:info@securex.co.ke)

## UGANDA

Plot 6, Bandali Rise, Bugolobi  
+256 740 000 618  
[ccare@securex.co.ug](mailto:ccare@securex.co.ug)



[@SecurexEA](https://www.instagram.com/SecurexEA)

*The information contained in this report was compiled from a variety of sources. Whilst Securex has conducted due diligence on the accuracy of the data, it accepts no liability or responsibility for any facts or omissions, done or omitted in reliance, in whole or in part, on the information. Securex takes no responsibility for the manner in which this information is subsequently used.*